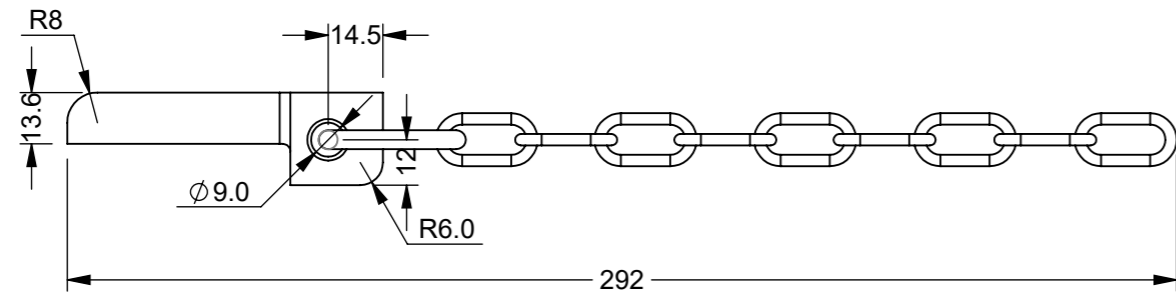
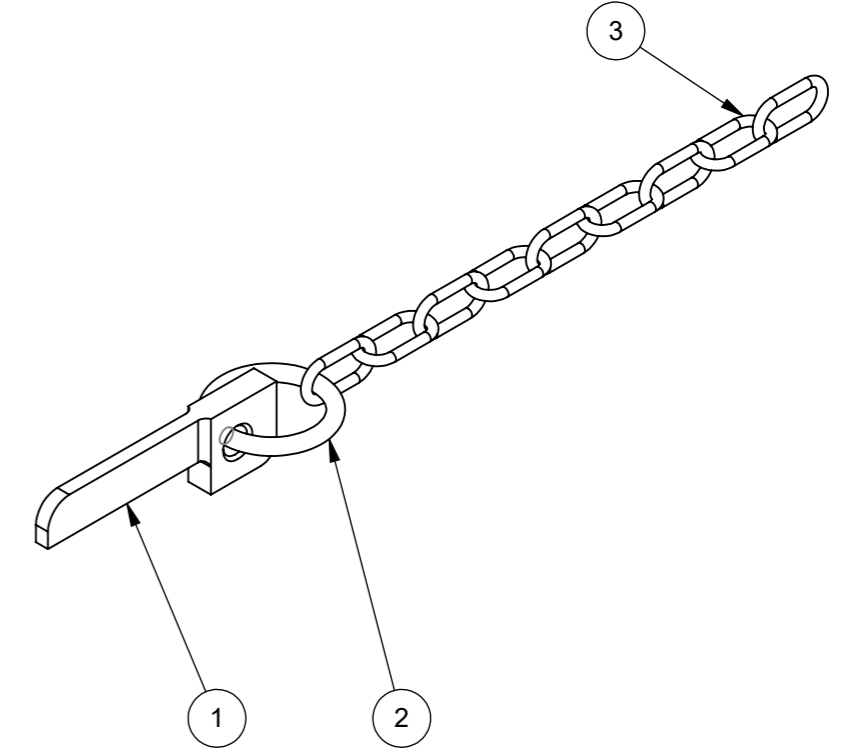
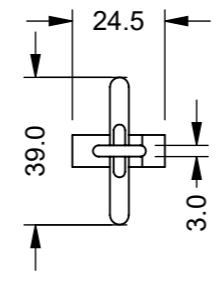
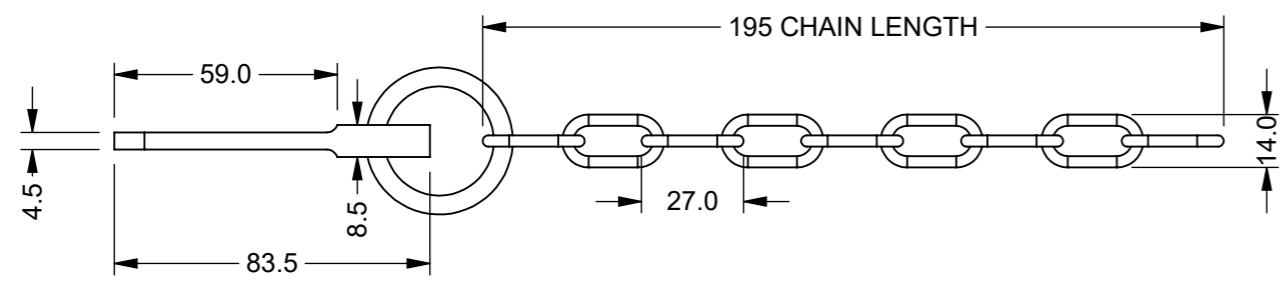


IF IN DOUBT ASK

ITEM NO.	PART NUMBER	DESCRIPTION	QTY.
1	1018-001-1	M/STEEL COTTER - ZINC PLATED	1
2	1018-001-2	M/STEEL RING - ZINC PLATED	1
3	1018-001-3	M/STEEL CHAIN LINKS - ZINC PLATED	9



ZONE	REV.	DESCRIPTION	DATE	APPROVED
	1	VALIDATION COMPLETE	27/11/2023	CH

REVISIONS

UNLESS OTHERWISE STATED, ALL DIMENSIONS IN mm

TOLERANCES	SURFACE FINISH
0.5 - 6 = ±0.1mm	1.6µm Ra
6 - 30 = ±0.2mm	FILLET RADII 0.5 TO 1.0
30 - 120 = ±0.3mm	SQUARENESS 0.05 IN 25
120 - 400 = ±0.5mm	PARALLELISM 0.05 IN 25
400 - 1000 = ±0.8mm	RUNOUT 0.1
1000 - 2000 = ±1.2mm	ANGLES ±0.5°
2000 - 4000 = ±2.0mm	

MATERIAL: SEE TABLE	DRAWN BY: SR	DESCRIPTION: FLAT COTTER PIN AND CHAIN			A3
MASS: 0.10KG	CHECKED BY: CH	NUMBER: 1018-001.	REVISION: 1	SHEET: 1 of 1	
FINISH: SEE TABLE	APPROVED BY: CH	SCALE : PROPORTIONAL - DO NOT SCALE REF SCALE 1:2 WHEN PRINTED ON A3			
ORIGINATION DATE: 27/11/2023		PROJECTION 3rd ANGLE			

PROPRIETARY RIGHTS ARE INCLUDED IN THE INFORMATION DISCLOSED HEREIN. NEITHER THIS DOCUMENT NOR ANY INFORMATION DISCLOSED SHALL BE REPRODUCED, USED, TRANSFERRED TO OTHER DOCUMENTS, OR DISCLOSED TO OTHERS FOR ANY PURPOSE INCLUDING MANUFACTURING UNLESS SPECIFICALLY AUTHORISED IN WRITING
REMOVE ALL SHARP EDGES AND BURRS
PART FINISHING AND MARKING TO CESF001

